



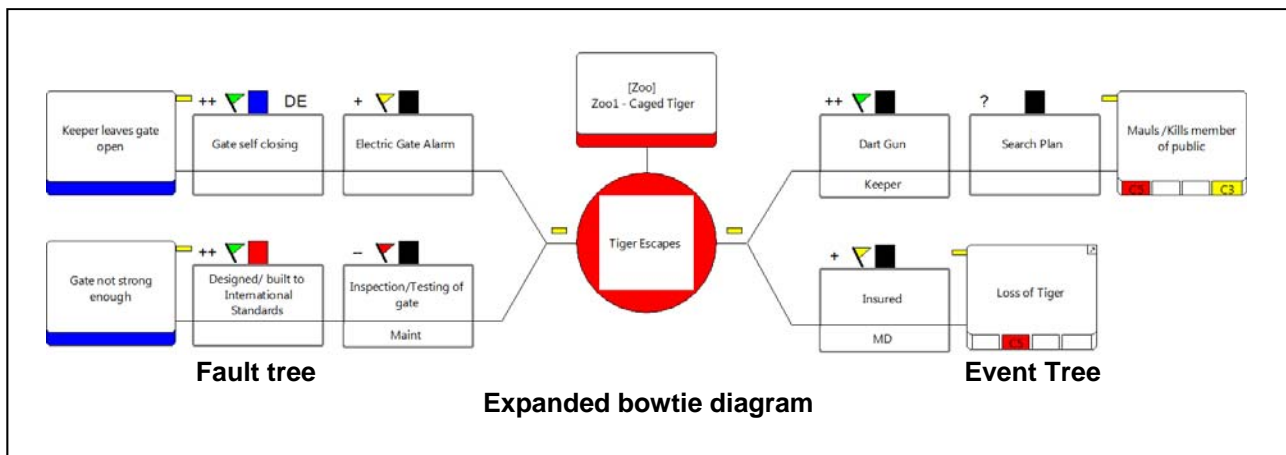
BowTie Pro™ Cloud Edition

BowTie Pro™ is a technically advanced yet easy to use risk assessment tool. The bowtie diagram is a powerful visual presentation of the risk assessment process that is readily understood by the non-specialist.

BowTie Pro™ Cloud Edition allows all the bowties to be viewed and edited over the web by a large number of users.

The BowTie Pro™ Cloud Edition only requires a web-browser to allow client access providing a low IT implementation on desktop environments. The supported browsers are Microsoft Internet Explorer and Google Chrome.

All users of BowTie Pro™ Cloud Edition are connected to a central database allowing the creation of bowties that can instantly be shared across an organisation. The Cloud Edition ensures that all the bowties are developed in the line with the client's Corporate Standards. The access to these bowties is controlled by security preventing viewing or editing of data by only appropriate users.



A bowtie diagram, as shown in the above example, can be expanded and contracted, printed with customised to meet the needs of the stakeholder.

BowTie Pro™ Cloud Edition allows the user to print standard reports and other export data.

The BowTie Pro™ Cloud Edition also allows actions (deficiencies) to be created and updated in BowTie Pro™.

What are the benefits of BowTie Pro™ Cloud Edition?

- Powerful visual graphical user interface
- A cost-effective way of allowing large numbers of personnel to access the information they require.
- One-off cost (no additional cost for extra users)
- Visualise and analyse the data in a variety of different ways
- Valuable aide in communicating and understanding of an organisation's risk control frameworks
- Aids the training of staff in the risk management process and explaining their individual roles and responsibilities
- Facilitates systematic and consistent yet flexible analysis of business risks
- Full customisation of the Risk Matrix as to its size, categories, colours and definitions

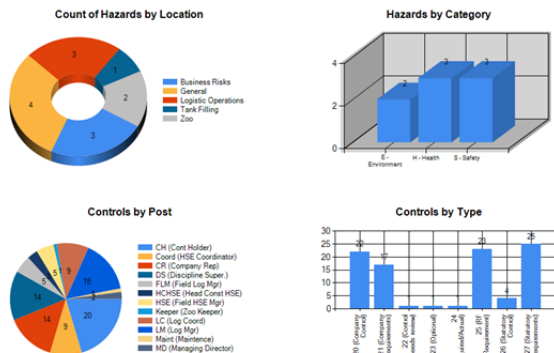
What modules are included in BowTie Pro™ Cloud Edition?

The system has several modules

- High level home page dashboard
- All bowties are available to viewed interactively
- Risk Registers
- Action / Deficiency lists with the ability to complete actions
- All the standard file and Hazard Reports can be generated dynamically

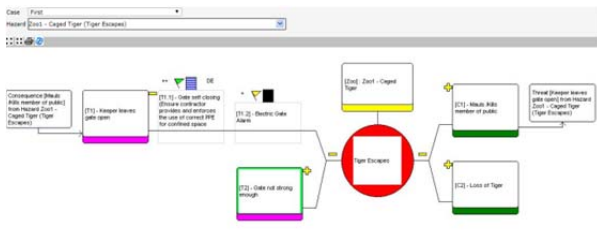
Dashboard

Dashboards facilitate a high level overview of an organisation's data, typically in relation to KPI's and risk and performance data, often compiled from many different data sources. BowTie Pro™ can provide key information for this purpose, such as analysis of Hazards.



View bowties in a Web Browser

The BowTie Pro™ Cloud Edition allows a visual view of the data entered as well as Updating and creating additional information



The diagrams can be expanded and contracted as required until the key information desired is displayed.

The Cloud Edition allows the diagrams to be customised as appropriate to the users own needs.

The security within BowTie Pro™ Cloud Edition means that only the bowties that are appropriate for the specific user to view are available.

Reports

BowTie Pro™ has over 100 standard reports included in the system as well as many specialist reports.

Editing

The data can be entered from the diagrams and viewed by everyone in real time

The interface shows fields for Control Title, Control Type, Code, Effectiveness, Function, and Cost. It also includes a section for 'Additional Systems' with checkboxes for various systems like 'Alarm System (S 1)', 'Fire Detection System (S 1)', etc.

Risk Register

The Risk Register is one of the most important tools in visually displaying up to date risk result information. This can be filtered by location or group.

Hazard Name	Title	Event	Consequence	P R E F
S01	Operational Risk	Building Software	Loss of credibility	
S01	Operational Risk	Building Software	Sales do not meet expectations	
S01	Operational Risk	Building Software	Demoralised Staff	
S01	Operational Risk	Building Software	Software is difficult to use	
S02	Operational Risk	Poor Customer support	High agent turnover	
S02	Operational Risk	Poor Customer support	Low retention rates	
Hazard Ref	Hazard Title	Hazard Title	This is a consequence	A1 C3 E1
Hazard Ref	Hazard Title	Event	2nd Consequence	C4 E1
H03	Contract Management	Poor contractor performance	Financial Loss	B3 C1 E4
H03	Contract Management	Poor contractor performance	Project due to delay	B4 C1 E4
H01	Working at height	Fall or Dropped Object	Serious injury/fatality	B4 C1 E4
H02	Confined Spaces	Oxygen deficiency	Fatalities	B4 C1 E4
Z001	Caged Tiger	Tiger Escapes	Mauls/Kills member of public	C3
Z001	Caged Tiger	Tiger Escapes	Loss of Tiger	C3
Z002	Insufficient income	Zoo not viable	Door prices go up	C4
Z002	Insufficient income	Zoo not viable	Zoo cannot develop and grow	B4 C4
L01	Road Transport	Vehicle Accident	Injury/Fatality resulting from crash	C4
L02	Lifting Operations - General	Dropped Object	Serious injury/fatality	B4 C4
L03	Road Transport	Vehicle Accident	Injury/Fatality resulting from crash	C4
L03	Road Transport	Vehicle Accident	damage/ Loss of vehicle	C4
L03	Road Transport	Vehicle Accident	Loss of ability to make further deliveries	C4
Overfill	High level in tank	Overfill tank	Fire	D2
Overfill	High level in tank	Overfill tank	Explosion	D2
Overfill	High level in tank	Overfill tank	Spill	D2

Actions/Deficiencies

The Actions/Deficiencies that are recorded during the hazard build or review process can be shown as a list within BowTie Pro™. This feature is also available in the BowTie Pro™ Cloud Edition where actionees can also update and or close out their actions

The form includes fields for Description, Action, Action Party, Priority, Cost, Date Target, and Date Complete. It also has buttons for 'Save & Close' and 'Cancel'.

Contact us for a no obligation 30 day trial



BowTie Pro™
Westhill Business Centre, Arnhall Business Park,
Westhill, Aberdeenshire, AB32 6UF, UK

Tel: +44 (0)1224 51 50 94

www.BowTiePro.com
enquiries@bowtiepro.com